

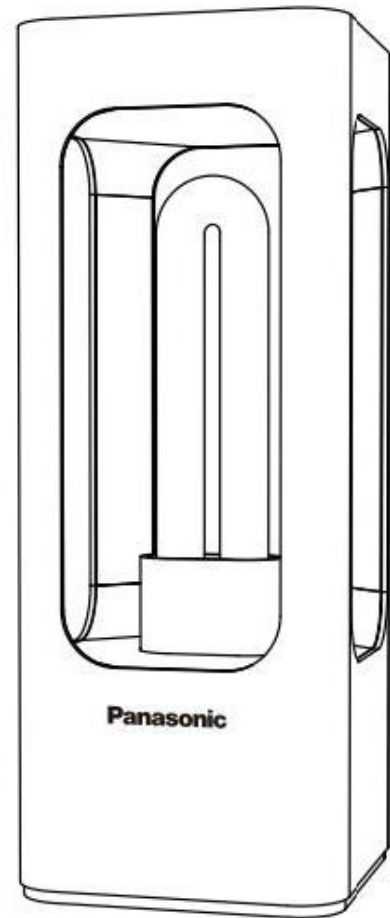
Description: Manual paper size 100\*140mm

# Panasonic<sup>®</sup>

## Ultraviolet sterilization table lamp

Product manual

Model SJD-3001 (clear water blue)  
SJD-3002 (Soul Attack Gold)



Thank you for purchasing our products.

**Please be sure to read this manual carefully before use and keep it safe for future reference.**

# Table of contents

Safety instructions . . . . .	1
Product features . . . . .	3
Product parameters . . . . .	3
Structure introduction . . . . .	4
Instructions for use . . . . .	5
Daily Maintenance . . . . .	6
Trouble Diagnosis . . . . .	6
Disposal . . . . .	7

Product configuration:

1 germicidal lamp, 1 manual, 1 certificate of conformity

The final interpretation right of this manual belongs to the company.

## Safety instructions

In order to prevent damage to persons and property, please be sure to follow this instruction.

■ The following signs indicate that injury and damage will occur when the product is used incorrectly.



**Warning** indicates content that "may cause death or serious injury, etc."



**Notice** indicates content that "may cause injury or material damage"

■ The following symbols indicate the details that must be observed.



This symbol indicates matters that must be prohibited.



This symbol represents a mandatory command.



### Warning



This product is not intended for use by the following persons (including children), such as persons with reduced physical, sensory or mental abilities, persons with reduced bodily functions, or persons with a lack of experience and knowledge.



When using this product, it is forbidden to be present to avoid damage caused by ultraviolet rays irradiating people's eyes or skin!



When using this product, it is forbidden for animals to be present to avoid damage caused by ultraviolet rays irradiating animals' eyes or fur!



When using this product, it is necessary to remove or block plants such as flowers and plants to avoid damage to plants such as flowers and plants caused by ultraviolet radiation!



When using this product, remove or block valuables such as calligraphy and paintings, collectibles, etc., to avoid damage to calligraphy, paintings, collectibles and other valuables due to ultraviolet radiation.



Do not bend or pull the power cord. Damaged power cords can easily lead to accidents such as fire and electric shock.



## Warning



Do not modify the lamps and replace the parts by yourself. Avoid electric shock, fire and other accidents.



If an abnormality is found, please quickly cut off the power supply for inspection and contact the dealer department.



## Notice



Do not use germicidal lamps as lamps. Prevent children from touching and playing, and avoid injuries caused by broken lamps.



Please do not use the lamp in a state of tilting or falling down, and do not use it in a vibrating or unstable environment, otherwise the lamp will not be lit.



In the case of strong electric field and strong magnetic field interference, the lamp may not work normally.



During use, the surface of the UV lamp should be kept clean and wiped regularly.



If there is dust or oil on the surface of the lamp tube, it should be wiped clean in time.



The germicidal lamp should be kept properly after use to avoid personal injury caused by misuse.



The UV lamps used in this product are not replaceable. When cleaning the germicidal lamp, be sure to cut off the



This product is not waterproof, please use it in a dry environment.



Improper use may cause poor insulation and lead to electric shock.



The company will not be held responsible for the damage or personal injury caused by the use, storage and disassembly of this product not in accordance with the instructions of this product!

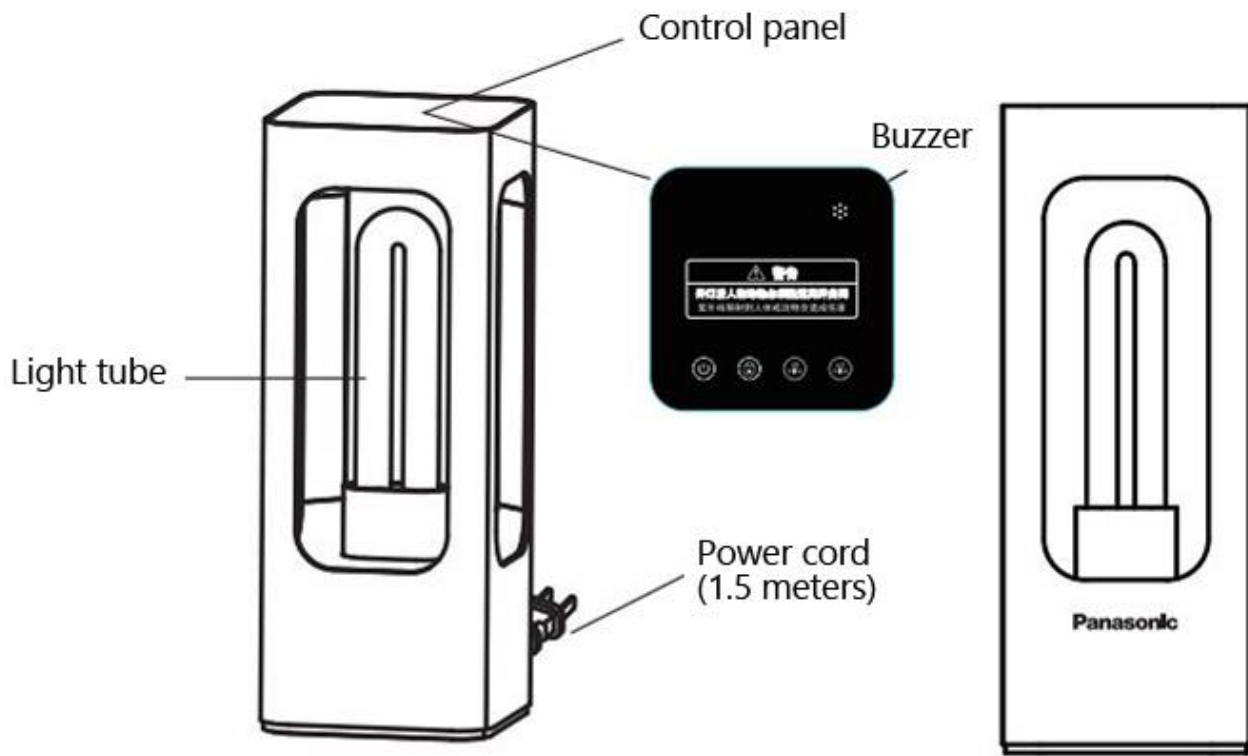
## Product features

- ◆ Suitable for sterilization and deodorization in general household environments.
- ◆ Panasonic's unique design is more fashionable and lighter.
- ◆ Made of high-transmittance quartz glass, the sterilization effect is obvious.
- ◆ Panasonic's multiple safety protection designs ensure that you can use it with peace of mind.

## Product parameters

Product name	Ultraviolet sterilization table lamp		
Product model	SJD-3001 (Clear water blue) SJD-3002 (Rose Gold)		
Executive standard	Q/DXBSX0033-2019		
Rated voltage	AC 220V	Rated power	30W
Rated frequency	50Hz	Button method	Touch adjustment
Recommended place to use	Small and medium-sized bedroom, kitchen, toilets and other places	Germicidal lamp type	Ozone-free type
Product size	110 × 110 × 284mm	Product weight	1.0Kg
Shell material	ABS+PC+ aluminum alloy	Length of power cord	1.5 meters
Ultraviolet radiation flux	7.4W UVC	Safety protection	Child lock, smart human body

## Structure introduction



Control panel touch keys:



Power button



Child lock








Sterilize for 30 minutes



Sterilize for 60 minutes

## Instructions for use

### Steps

- ① Turn on the power,  child lock indicator (blue) lights up.
- ② Press and hold  child lock button ( ≥3s), the blue indicator light is off.
- ③ When unlocked, the power indicator (blue) lights up.
- ④ Press  power button, the power indicator flashes, and the indicator (blue) of the time control function keys (30min and 60min) lights up.
- ⑤ Select the sterilization time  30min or  60min, the time control function key indicator (blue) flashes and enters the power-on state.
- ⑥ After entering the power-on state, the buzzer sounds slowly (Prompt the person to leave.) At this time, please leave the sterilization place in time. After about 10s, the buzzer will sound quickly until the light is turned on. (Intelligent human body induction detection, after about 20s, there is no moving object around to start lighting.) enter the sterilization state.
- ⑦ Turn on the light After reaching the sterilization set time (30min / 60min), the desk lamp will be automatically turned off to complete the killing activity.

### ※ Notice

- ① Intelligent human body sensing detection range: the radius is less than 5m.
- ② When a person enters the environment by mistake, after the intelligent human body induction detection, the lighting of the lamp will stop, and the buzzer will sound (prompting the person to leave). After the person leaves for about 10s, the buzzer stops, the intelligent human body sensor detects for about 20s, and there are no moving objects around, and the lights continue to enter the sterilization state (the cumulative working time of sterilization is counted).
- ③ After the ultraviolet sterilization table lamp is turned on, people enter more than 4 times within 5 minutes, the lamp lighting stops, and the child lock indicator lights up.
- ④ When the ultraviolet sterilization table lamp is turned on, the intelligent human body induction detection is unstable within 2 minutes, the lamp lighting stops, and the child lock indicator lights up.

## Daily maintenance

- ✘ Please be sure to cut off the power supply to prevent electric shock.
- In order to use this product safely and efficiently, please clean and check it regularly.
- When the lamp needs to be cleaned, please wipe it with a soft dry cloth.
- Do not use detergent or organic solvent to wipe the lamp. Avoid problems such as discoloration, deterioration, reduced strength or damage to the lamps.
- Please do not spray alcohol and insecticide on the lamps, otherwise the lamps will be discolored or damaged.

## Fault diagnosis

Fault phenomenon	Treatment method
The power indicator light is always red	<ol style="list-style-type: none"><li>① Observe whether the lamp is damaged or abnormal.</li><li>② Restart the power supply to enter the boot process.</li><li>③ If the lamp does not work normally and the red light keeps on, please cut off the power supply and contact the after-sales personnel.</li></ol>
The power indicator flashes red	<ol style="list-style-type: none"><li>① Turn off the power.</li><li>② Restart the power supply to enter the boot process.</li><li>③ If the red light keeps flashing, please cut off the power and contact the after-sales personnel.</li></ol>
No display on the host panel	Please check whether the power socket of the ultraviolet sterilization table lamp is connected and whether the power supply is normal.
Buzzer keeps ringing	Please check your surroundings for vibrations and moving objects.